

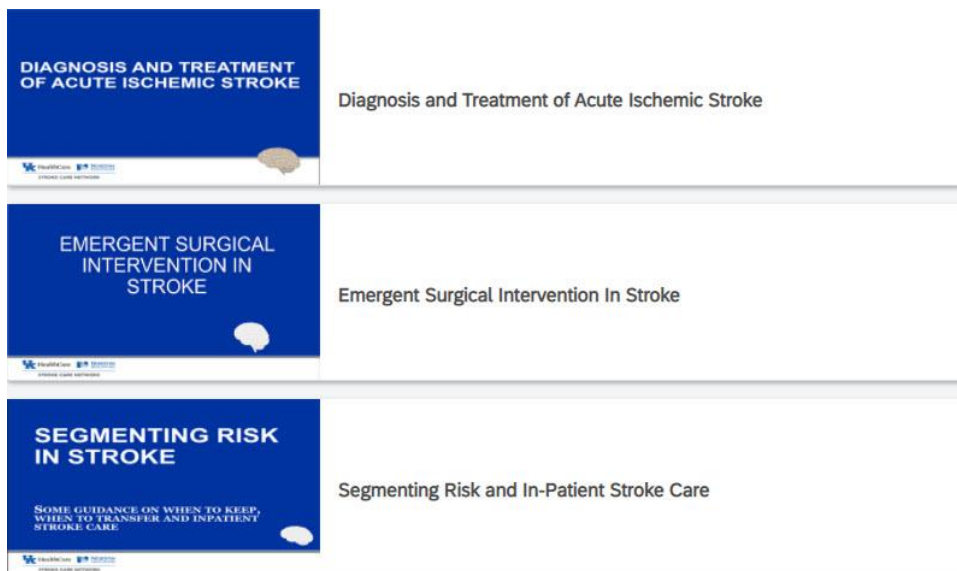
SCP University Self-sign Up

Access to SCP University (SCPU) is done via single-sign-on through the SCP Health Portal. If you are required to complete training through SCPU and are not contracted with SCP Health, please follow the instructions below to access this training.

SCP University Access & Course Selection Process

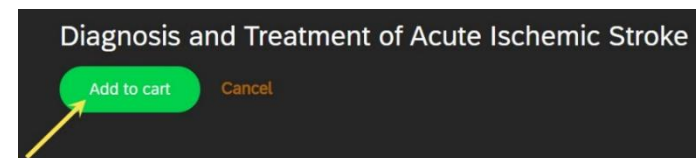
SCPU is accessed via single-sign-on through the SCP Health Portal. If you are not contracted with SCP Health, please click on the link below to access the required stroke training modules:

1. [SCP Health Online Courses](#)
2. Click on the hyperlink to whichever course you need to take (i.e. 'Diagnosis and Treatment of Acute Ischemic Stroke')

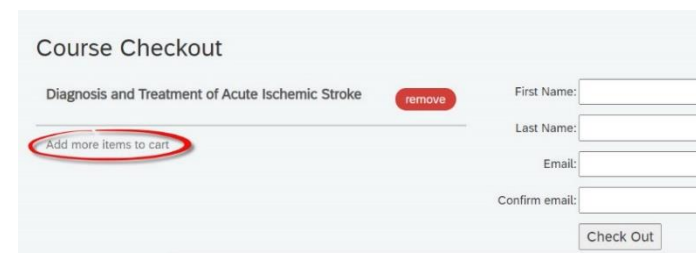


Placing Items in Your Cart

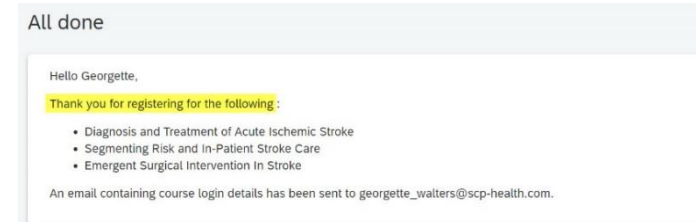
3. Click 'Add to cart'



4. If additional courses are needed, click 'Add more items to cart' and repeat steps 2 & 3 **before** proceeding to check out



5. After selecting all of the courses needed, enter First Name, Last Name and Email address in designated area then proceed to 'Check out'



SCP University Self-sign Up

SCP University Login Information

1. You will receive a system generated email with instructions on logging into SCP University

SCP University login information



Retention Policy: 10 year e-mail retention policy (10 year) Expires: 7/7/2031
 ⓘ If there are problems with how this message is displayed, click here to view it in a web browser.

CAUTION: This email originated outside the company. Do not click links or attachments unless you know the sender and the content is safe. For information regarding suspicious links or attachments, see the Enterprise Service Center KB Article titled "Social Engineering – What is Phishing?"

Hello Georgette,

An account has been created for you on the SCP University training platform.

Login Details

Username: georgette_walters@scp-health.com

To login and complete your training courses please click on the following link:
<https://hppuniversity2.litmos.com/login.aspx?loginkey=cf63a4fb-dc15-4e8d-8a48-79e48d1271ec>

2. Follow the link in the email to complete your user profile* and create a password (if you don't receive the email, look in your junk/spam folder)

1. Confirm your name
* is required field
 Please make sure that we have your first and last names correct.

Georgette Walters

2. Create a password

Next time you login you will use the following username and password

Username: georgette_walters@scp-health.com

Password*

SelfSignUp011

Password must contain: 1 upper case, 1 lower case, 1 number, 1 special character, 8 characters

Confirm password*

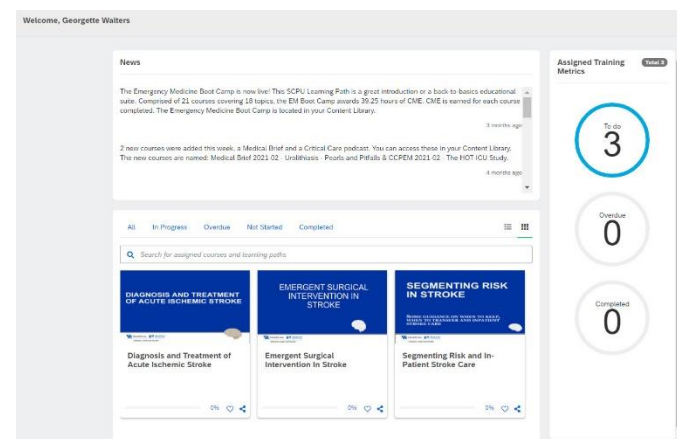
SelfSignUp011

Confirm your password by entering it again

Show Password

*You will need this information if you log out of SCP University and need to log back in at a later date (see Accessing SCP University Later)

3. After establishing a password, you will be taken to the Home page of SCP University



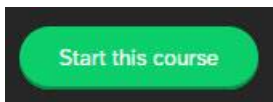
SCP University Self-sign Up

First Time Taking a Course in SCPU

1. Click on the course you want to launch



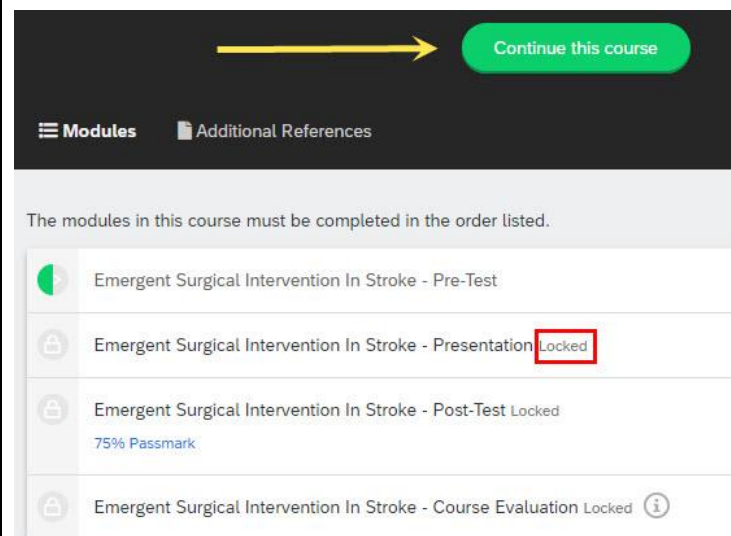
2. Scroll to the bottom of the page, click on 'Start this course'



3. Follow steps 3 – 4 in the instructions Continuing a Course in SCPU

Continuing a Course in SCPU

1. Click on the course
2. Scroll to the bottom of the page, click on 'Continue this course' or select a specific module to continue from the course list*
3. Most courses contain 3 – 4 modules and need to be completed in the order listed:
 - Pre-Test
 - Presentation
 - Post-Test
 - Course Evaluation



4. Your CME certificate will be immediately available when all modules are complete

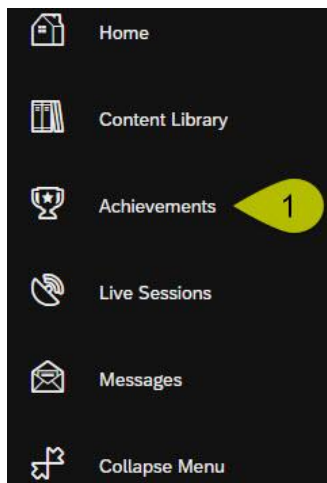
*Each module will need to be completed in the order listed in SCPU to unlock the next one

SCP University Self-sign Up

Printing a Certificate

After you have completed all course modules the system will generate your certificate.

1. Click on 'Achievements'



2. Click on 'Download certificate' next to the completed course

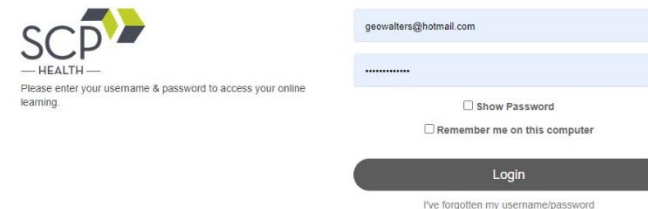
Diagnosis and Treatment of Acute Ischemic Stroke 2 [Download certificate](#) Achieved on 07/12/20

3. Open the downloaded certificate
 - o Then print **or** save it

Accessing SCP University Later

If at any time you need to access SCP University to review a course you've already taken, access a certificate for a course you've already completed, or need to launch a course that you've started but were not able to complete, click [here](#) to log in. You will need to enter your username and the password

- A. Enter username & password
- B. Click 'Login'



If you have any questions or issues using SCPU please contact cme@SCP-Health.com