UK HealthCare | Norton Healthcare

STROKE CARE NETWORK

ANNUAL REPORT FY21

Cerebrovascular Disease:

A Fresh Look at an Old Problem



Word from the Director

The work of the Stroke Care Network (SCN) continued unabated last year, despite the impact of the COVID-19 pandemic on our health care delivery system. The SCN's mission of optimizing stroke care and stroke prevention remains its primary focus. We continue to work with all of our partners to reduce the burden of stroke in our communities and the patients we serve.

Thank you for your hard work and commitment to providing the best care possible. We are looking forward to our future collaborative efforts!

Larry B. Goldstein, MD, FAAN, FANA, FAHA
Interim Medical Director,
Stroke Care Network
Ruth L. Works Professor and Chairman,
Department of Neurology
Co-Director,
Kentucky Neuroscience Institute

TABLE OF CONTENTS

4 Top Ten Things to Know About the SCN and Overview

5 SCN Map and Disease Specific Care Certified Centers

6 - 7 Meet the FY21 SCN Team

8 Updated SCN Data Report

9 - 11 Continuous Quality Improvement & Scorecards

12 Education Services FY21

13 Comprehensive Approach to Stroke (CATS)

14 Stroke Community Outreach, Prevention & Education (SCOPE) & Stroke Stars

15 FY20 Achievement Awards

16 FY21 Network Affiliates

TOP 10 THINGS TO KNOW ABOUT THE SCN

36

36 affiliates covering a tri-state region

SCN is celebrating **13** years

17 Disease Specific Care stroke certified centers

2 new pending affiliates

2,475 education hours provided

42 Broadcasted Educational Events

Overall average of **96%** for all the inpatient stroke measures FY21

Coast to Coast participation in CATS Lecture Series

Community education for over **42,800** individuals

Quickest reported Door to Needle time: **10 minutes**

OVERVIEW

The SCN works tirelessly to advance stroke systems of care throughout our region by cultivating relationships with affiliate hospitals who share the same vision.

While growing these relationships, the SCN aids in building and maintaining stroke programs that are grounded in evidence-based standards of care and deliver the highest quality of care to stroke patients.

We aim to maintain growth by continuing to work on process refinement and targeted product line development, building on the educational groundwork in place across the network.

We work together toward the goal of getting patients treated quickly and effectively at the most appropriate facility able to meet their specific needs, giving the best potential for recovery.

The Stroke Care Network's mission is to operate for the purpose of improving the quality of care, preventive medicine, education and research into stroke and related diseases throughout our region.

STROKE CARE NETWORK MAP

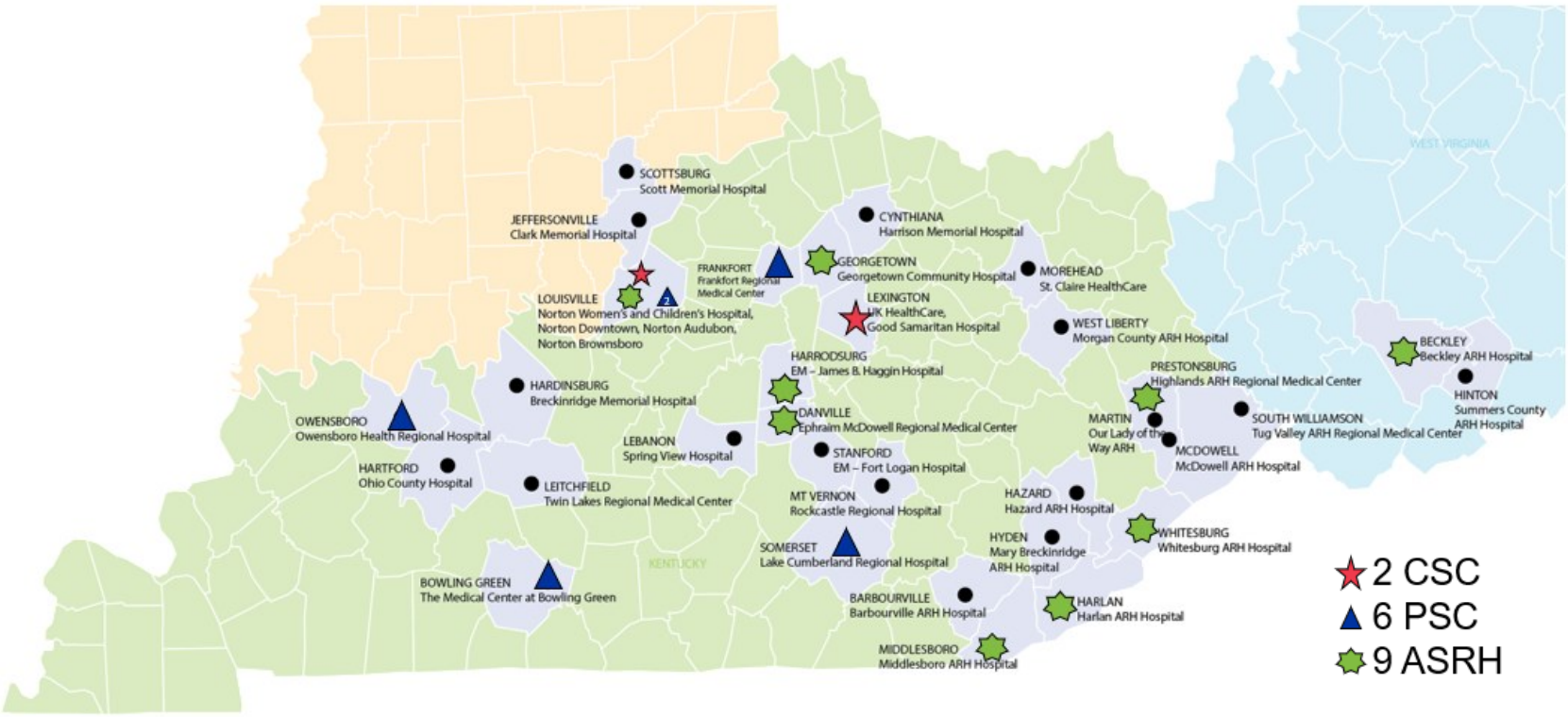

DISEASE SPECIFIC CARE CERTIFIED CENTERS

The Joint Commission (TJC) **Comprehensive Stroke Center** (CSC):

- UK HealthCare

Det Norske Veritas (DNV) **CSC:**

- Norton Brownsboro Hospital

TJC Primary Stroke Centers (PSC):

- Frankfort Regional Medical Center
- Lake Cumberland Regional Medical Center
- Norton Hospital
- Norton Audubon Hospital
- Owensboro Health Regional Hospital
- The Medical Center at Bowling Green

TJC Acute Stroke Ready Hospital (ASRH):

- Ephraim McDowell Regional Medical Center
- Ephraim McDowell James B Haggin Hospital
- Georgetown Community Hospital
- Norton Women's and Children's Hospital

Det Norske Veritas (DNV) **ASRH:**

- Beckley Appalachian Regional Healthcare Hospital (ARH)
- Harlan ARH Hospital
- Highlands ARH Regional Medical Center
- Middlesboro ARH Hospital
- Whitesburg ARH Hospital

MEET THE FY21 SCN TEAM



Larry B. Goldstein, MD, FAAN, FANA, FAHA
Interim Medical Director, Stroke Care Network
Ruth L. Works Professor and Chairman, Department of Neurology
Co-Director, Kentucky Neuroscience Institute

Jessica Lee, MD, FAAN, FANA
Director, UK HealthCare Comprehensive Stroke Program
Director, Vascular Neurology Fellowship
Professor, Neurology

Justin Fraser, MD, FAANS, FAHA
Vice Chair, Department of Neurological Surgery
Associate Professor of Cerebrovascular, Endovascular, and Skull Base Surgery
Director, Cerebrovascular Surgery and NeuroInterventional Radiology
Departments of Neurological Surgery, Neurology, Radiology, and Neuroscience, UK HealthCare

Lisa Bellamy, BHS, RN, CPHQ
Managing Director
Stroke Care Network

Britan Schenk, BHS
Coordinator
Stroke Care Network

Harold Brown, BSN, RN
Nurse Educator
Stroke Care Network

Kelley Elkins, BSN, RN
Quality & Research Associate
Stroke Care Network

Shelly Zielke, BSN, RN
Quality Specialist
Stroke Care Network

Victoria Ivanov, BHS
Administrative Assistant
Stroke Care Network



Nadeem Talpur, MD
Stroke Program
Medical Director
Norton Healthcare



Tom Yao, MD
Cerebrovascular & Endovascular
Neurosurgery Co-Director
Norton Healthcare



Shervin Dashti, MD, PhD
Cerebrovascular &
Endovascular Neurosurgery
Co-Director

Lynn Hundley, APRN, CNRN, CCNS, ANVP-BC
Director of Clinical
Effectiveness - Stroke Care
Norton Healthcare
Clinical Consultant
Stroke Care Network

Casey Okong'o, MSN, RN, SCRN
Nurse Educator
Stroke Care Network

Lacy Shumway, BA
Stroke Program
Outreach Coordinator
Norton Healthcare

A NOTE FROM THE TEAM…

We are sensitive to the fact that times have been hard during this current climate. This being said, we want to take a moment to recognize and applaud our affiliates for their dedication in maintaining excellence in stroke care while continuously adapting through these everchanging times. Thank you for your continued diligence, dedication and compassion. Many have been pulled away from primary responsibilities, taken on additional roles, and all have persevered. Your care and strength has certainly had an immense impact on your community and is not only recognized but appreciated.

Thank you for all you have done, and keep moving forward. If there is one thing we have learned in the past year, it is that together we can accomplish more than we ever thought possible.

UPDATED SCN DATA REPORT

This year we collaborated with a panel of experts from across the Network to revamp the SCN Data Report.

The new version includes clarified definitions and numerator/denominator statements, which are incorporated within the report itself for ease of reference.

Additional updates include built in logic (formulas and conditional formatting) throughout, as well as a new median calculator. The intention of these enhancements are to reduce data entry time and to promote data accuracy.

Another valuable change is the inclusion of automatically-generated quarterly and yearly performance summary graphs. Utilization of these tools can help with analysis and improvement initiatives, aimed at better patient outcomes.

Consistently, changes made to the SCN Data Report incorporate specifications and standards requirements from the stroke certifying agencies, and are in consideration of affiliate requests.

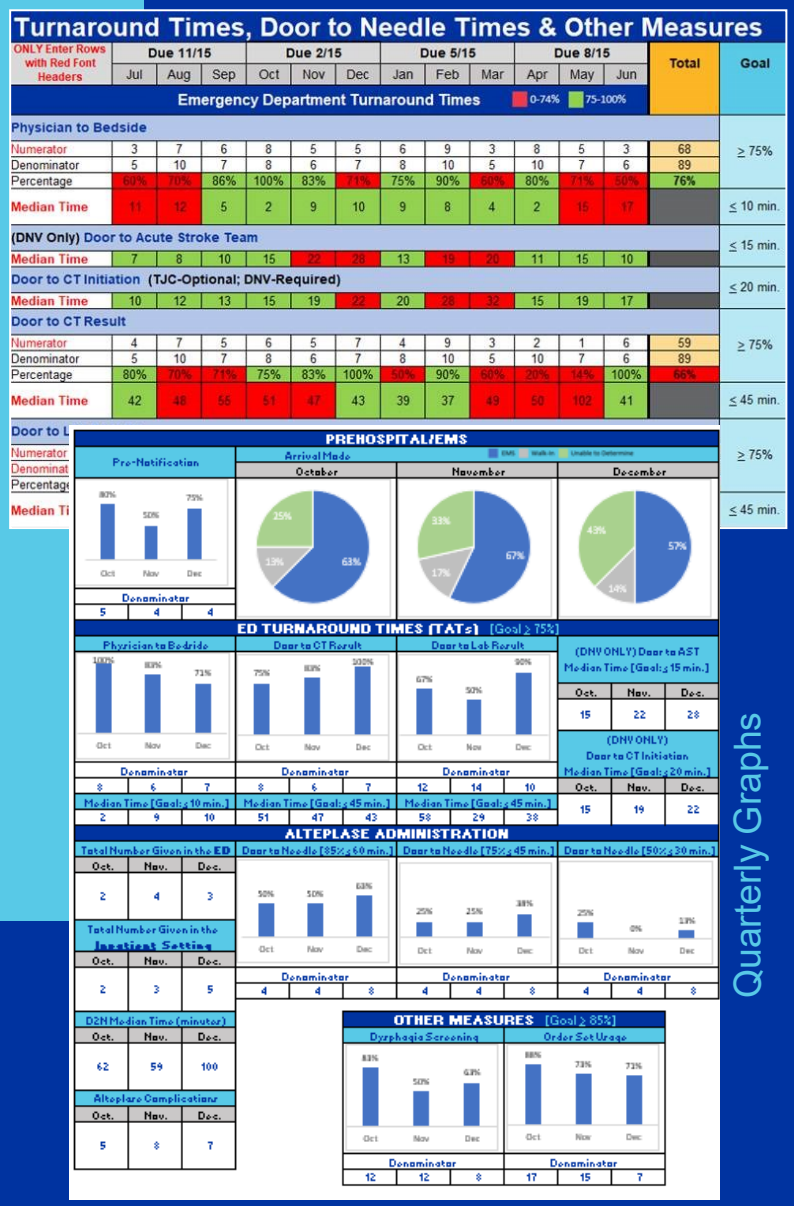

Quarterly Graphs

Year End Graphs

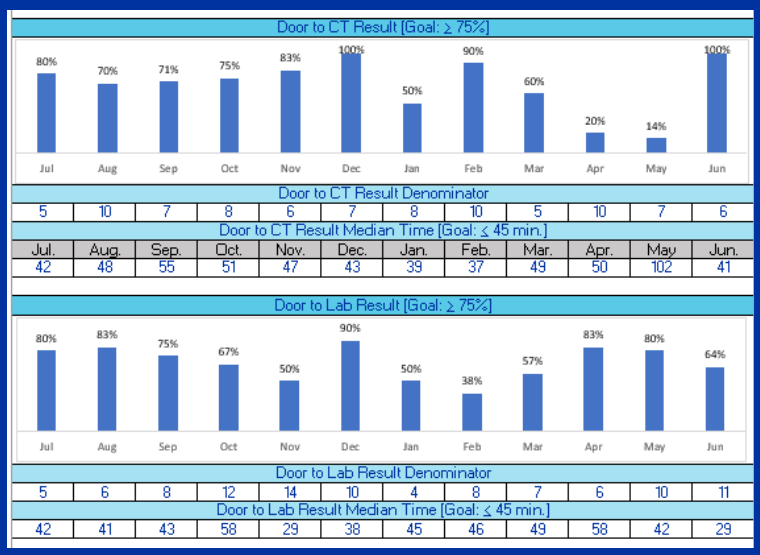

Auto-populated quarterly & yearly graphs

Built-in formulas

Automatic color coding for data visualization

Median Calculator

CONTINUOUS QUALITY IMPROVEMENT

One of the cornerstones for the SCN is Continuous Quality Improvement (CQI). Affiliates collect and report programmatic information and performance measure data on a quarterly basis. Evaluation of reported data includes gap analyses and identification of future performance improvement (PI) goals.

In analyzing FY21 data, it is important to consider the many challenges and barriers to normal workflow we all experienced in the last year. The global pandemic resulted in dramatic staffing shortages. The ripple effects of these shortages, along with measure specifications changes, can be seen in some of the data outcomes. Also, the advancement of goals for door to needle times (from 50% to 85% for Door to Needle ≤ 60 minutes) occurred during this year, to be in alignment with Target Stroke – Phase III national goals.

We congratulate the SCN hospitals for the work they have done, but we continue to strive to implement new strategic support. In addition to the newly formatted Data Report, last year the SCN provided a four-part CQI Mini-Series focusing on ED/Outpatient Measures, Inpatient Measures, Data Reporting, and Data Analysis/Performance Improvement, with a special forum for questions and answers. This educational series was intended to strengthen knowledge overall and to support the many new stroke program coordinators.

FY21 SCN PI Goals	FY21 Overall Average	
Order Set Usage Greater than 85%	Order Set Usage	85%
Thrombolytic Therapy Greater than 85%	STK-4 / ASR-IP-1	85%
	ASR-OP-1	66%
Door to Needle Time Greater than 85%	Door To Needle ≤ 60	71%
Dysphagia Screen Greater than 85%	Dysphagia Screen	88%

	0 - 74%	75 - 100%	0 -49% / 50-100%	0 - 74% / 75 - 100%	0 - 84% / 85 - 100%				0 - 84%	85 - 100%

FY 2021	Physician to Bedside (≤ 10 mins)	Door to CT Results (≤45 mins)	Door to Lab Results (≤ 45 mins)	Door to Needle (≤ 30 mins)	Door to Needle (≤ 45 mins)	Door to Needle (≤ 60 mins)	STK(PM)-7: Dysphagia Screen	Order Set Usage	ASR-OP-1: Thrombolytic Therapy	ASR-OP-2: Door to Transfer to Another Hospital (Overall)	STK-OP-1: Door to Transfer to Another Hospital (Overall)
Albert B. Chandler Medical Center / Good Samaritan Hospital	96%	91%	57%	60%	94%	100%	96%	97%	n/a	n/a	n/a
Barbourville ARH Hospital	81%	50%	14%	0%	0%	0%	20%	72%	n/a	14%	n/a
Beckley ARH Hospital	66%	58%	32%	0%	21%	31%	90%	90%	50%	57%	n/a
Breckinridge Memorial Hospital	pending IPC	pending IPC	pending IPC	pending IPC	pending IPC	pending IPC	pending IPC	pending IPC	pending IPC	pending IPC	pending IPC
Clark Memorial	not reporting	not reporting	not reporting	not reporting	not reporting	not reporting	not reporting	not reporting	not reporting	not reporting	not reporting
Ephraim McDowell Regional Medical Center	89%	86%	47%	5%	9%	50%	91%	56%	91%	59%	n/a
Ephraim McDowell Fort Logan Hospital**	79%	86%	44%	0%	0%	0%	92%	14%	100%	0%	n/a
Ephraim McDowell James B. Haggin*	n/a	n/a	n/a	n/a	n/a	n/a	n/a	n/a	n/a	n/a	n/a
Frankfort Regional Medical Center	80%	74%	36%	32%	66%	82%	90%	86%	n/a	n/a	69%
Georgetown Community Hospital	82%	86%	67%	23%	64%	69%	84%	88%	88%	80%	n/a
Harlan ARH Hospital	89%	87%	87%	0%	17%	67%	80%	73%	89%	38%	n/a
Harrison Memorial Hospital	90%	95%	82%	0%	0%	100%	100%	100%	100%	79%	n/a
Hazard ARH Regional Medical Center	93%	87%	78%	33%	67%	92%	72%	82%	100%	44%	n/a
Highlands ARH Regional Medical Center	63%	88%	52%	0%	60%	80%	94%	81%	75%	16%	n/a
Lake Cumberland Regional Hospital	61%	81%	70%	5%	17%	48%	81%	84%	n/a	n/a	32%
Mary Breckinridge ARH Hospital	100%	67%	100%	0%	100%	100%	n/a	100%	100%	100%	n/a
McDowell ARH Hospital	100%	92%	75%	0%	0%	0%	75%	100%	17%	33%	n/a
Middlesboro ARH Hospital	77%	84%	56%	0%	83%	83%	84%	100%	100%	44%	n/a
Morgan County ARH Hospital	97%	100%	94%	0%	50%	50%	48%	58%	50%	67%	n/a
Norton Audubon Hospital	89%	88%	64%	13%	58%	83%	88%	88%	n/a	n/a	66%
Norton Brownsboro Hospital	64%	74%	62%	32%	71%	87%	91%	83%	n/a	n/a	n/a
Norton Hospital	65%	48%	36%	0%	33%	75%	85%	89%	n/a	n/a	25%
Norton Women's & Children's Hospital	51%	56%	46%	0%	0%	50%	79%	69%	100%	13%	n/a
Ohio County Hospital***	57%	57%	20%	0%	33%	67%	0%	86%	33%	60%	n/a
Our Lady of the Way ARH Hospital*	n/a	n/a	n/a	n/a	n/a	n/a	n/a	n/a	n/a	n/a	n/a
Owensboro Health Regional Hospital	80%	88%	34%	4%	11%	50%	89%	81%	n/a	n/a	21%
Rockcastle Regional Hospital	56%	43%	19%	0%	0%	33%	not reporting	59%	not reporting	not reporting	n/a
Scott Memorial Health	79%	79%	57%	0%	0%	17%	not reporting	36%	70%	71%	n/a
Spring View Hospital	79%	56%	27%	0%	67%	100%	12%	67%	29%	13%	n/a
St. Claire HealthCare	57%	77%	59%	17%	17%	20%	95%	96%	22%	22%	n/a
Summers County ARH Hospital	86%	79%	20%	0%	0%	0%	45%	43%	100%	36%	n/a
The Medical Center at Bowling Green	78%	93%	72%	10%	52%	95%	96%	94%	n/a	n/a	55%
Tug Valley ARH Regional Medical Center	71%	71%	43%	n/a	n/a	n/a	85%	93%	n/a	20%	n/a
Twin Lakes Regional Medical Center	pending IPC	pending IPC	pending IPC	pending IPC	pending IPC	pending IPC	pending IPC	pending IPC	pending IPC	pending IPC	pending IPC
Whitesburg ARH Hospital	78%	81%	59%	0%	33%	50%	87%	79%	36%	28%	n/a
Average	79%	80%	55%	15%	44%	71%	88%	85%	66%	44%	47%
Get With The Guidelines-Stroke Benchmark: All KY Hospitals				29%	64%	85%					

Target Stroke - Phase III

* new affiliation
** two quarters of data per new affiliation
*** 2/4 quarters of data

0 - 84%	85 - 100%

FY 2021

	CSTK-01: NIHSS Performed	STK-1: VTE Prophylaxis by the end of day 2	STK-2: Anti-thrombotic by DC	STK-3: Anti-coagulation for A-Fib/ Flutter	STK-4: IV rt-PA	STK-5: Anti-thrombotic by the end of day 2	STK-6: Statin Therapy	STK-8: Stroke Education	STK-10: Assessed for Rehab
Albert B. Chandler Medical Center / Good Samaritan Hospital	96%	99%	100%	100%	100%	99%	99%	92%	100%
Barbourville ARH Hospital	n/a	n/a	n/a	n/a	n/a	n/a	n/a	n/a	n/a
Beckley ARH Hospital	98%	87%	96%	100%	37%	100%	93%	91%	100%
Breckinridge Memorial Hospital	pending IPC	pending IPC	pending IPC	pending IPC	pending IPC	pending IPC	pending IPC	pending IPC	pending IPC
Clark Memorial	not reporting	not reporting	not reporting	not reporting	not reporting	not reporting	not reporting	not reporting	not reporting
Ephraim McDowell Regional Medical Center	n/a	81%	100%	100%	n/a	100%	94%	74%	100%
Ephraim McDowell Fort Logan Hospital**	50%	100%	100%	n/a	n/a	100%	100%	50%	67%
Ephraim McDowell James B. Haggin*	n/a	n/a	n/a	n/a	n/a	n/a	n/a	n/a	n/a
Frankfort Regional Medical Center	93%	100%	100%	100%	100%	100%	99%	97%	100%
Georgetown Community Hospital	100%	100%	n/a	n/a	n/a	n/a	100%	100%	100%
Harlan ARH Hospital	n/a	100%	100%	100%	n/a	93%	93%	90%	93%
Harrison Memorial Hospital	100%	63%	100%	100%	100%	100%	86%	100%	100%
Hazard ARH Regional Medical Center	n/a	92%	99%	100%	100%	100%	96%	71%	99%
Highlands ARH Regional Medical Center	n/a	36%	100%	100%	n/a	73%	91%	100%	100%
Lake Cumberland Regional Hospital	97%	99%	100%	89%	64%	95%	94%	97%	96%
Mary Breckinridge ARH Hospital	n/a	n/a	n/a	n/a	n/a	n/a	n/a	n/a	n/a
McDowell ARH Hospital	n/a	n/a	n/a	n/a	n/a	n/a	n/a	n/a	n/a
Middlesboro ARH Hospital	100%	100%	100%	100%	n/a	100%	86%	83%	100%
Morgan County ARH Hospital	n/a	n/a	n/a	n/a	n/a	n/a	n/a	n/a	n/a
Norton Audubon Hospital	96%	97%	100%	96%	84%	94%	99%	87%	99%
Norton Brownsboro Hospital	94%	99%	100%	99%	94%	96%	99%	95%	99%
Norton Hospital	93%	93%	100%	94%	100%	98%	98%	92%	99%
Norton Women's & Children's Hospital	87%	90%	100%	94%	50%	89%	99%	86%	96%
Ohio County Hospital***	n/a	n/a	n/a	n/a	n/a	n/a	n/a	n/a	n/a
Our Lady of the Way ARH Hospital*	n/a	n/a	n/a	n/a	n/a	n/a	n/a	n/a	n/a
Owensboro Health Regional Hospital	94%	98%	100%	100%	94%	99%	99%	98%	100%
Rockcastle Regional Hospital	n/a	not reporting	not reporting	not reporting	not reporting	not reporting	not reporting	not reporting	not reporting
Scott Memorial Health	n/a	n/a	n/a	n/a	n/a	n/a	n/a	n/a	n/a
Spring View Hospital	92%	58%	50%	75%	n/a	64%	64%	46%	100%
St. Claire HealthCare	95%	71%	100%	100%	n/a	82%	100%	83%	100%
Summers County ARH Hospital	n/a	n/a	n/a	n/a	n/a	n/a	n/a	n/a	n/a
The Medical Center at Bowling Green	91%	99%	100%	91%	100%	96%	99%	100%	100%
Tug Valley ARH Regional Medical Center	n/a	50%	73%	n/a	n/a	75%	67%	100%	100%
Twin Lakes Regional Medical Center	pending IPC	pending IPC	pending IPC	pending IPC	pending IPC	pending IPC	pending IPC	pending IPC	pending IPC
Whitesburg ARH Hospital	79%	82%	100%	100%	n/a	100%	100%	100%	100%
Average	94%	95%	99%	97%	85%	96%	98%	92%	99%

* new affiliation
** two quarters of data per new affiliation
*** 2/4 quarters of data

EDUCATION SERVICES FY21

Our intent is to promote a culture of excellence across our system of care by advancing the knowledge at all levels of the stroke continuum of care.

Nursing Presentations:

- Stroke Continuum of Care
- Alteplase Competency
- Dysphagia Screening Competency
- Stroke and Falls
- Cerebrovascular Anatomy
- Stroke Abstraction 101
- Stroke Programs: Six Essential Building Blocks
  - Understanding the SCN
  - Developing a Stroke System of Care
  - Disease Specific Care (DSC) Certification
  - Stroke CQI
  - Brief Overview of Detailed Concepts

Physician Presentations:

- Diagnosis and Treatment of Acute Ischemic Stroke (includes enduring)
- Segmenting Risk and Inpatient Stroke Care (includes enduring)
- NIHSS Made Easy
- Emergent Surgical Intervention in Stroke

EMS Presentations:

- EMS the Critical Link
- Navigating the Sea of Stroke

Other Presentations:

- Inpatient Stroke Alert
- The Language of Stroke (nursing assistants)
- Early Recognition of Stroke (non-clinical staff)
- SCOPE Train the Trainer
- Monthly CATS Lecture Series
- CQI Mini Series
  - ED/Outpatient Measures
  - Inpatient Measures
  - Data Reporting
  - Data Analysis & Performance Improvement

334
CME Hours

1,813
CNE Hours

106
EMS Hours

181
PT/OT Hours

5
Pharmacy Hours

29
SLP Hours

1
RRT Hour

480
Enduring Hours

27,530
Hemispheres CE Hours

**Previously reported as test count versus actual CE hours. FY 2020 reported 6,297 tests, for a total of 26,843 CE hours.*

30,479
TOTAL HOURS

COMPREHENSIVE APPROACH TO STROKE (CATS) LECTURE SERIES

Live and recorded lectures via Zoom
Please note, recordings are not eligible for CE credit

Historically Accredited for MDs, RNs & EMS

NEW

Newly Accredited for PT, OT, Pharmacy, SLP & RRT

84 New Additions to Distribution List via QR Code

131.5% increase in participation FY21

A SPECIAL THANK YOU TO OUR FY21 CATS LECTURE SERIES SPEAKERS:

Dr. Bryan Eckerle
Dr. Larry Goldstein
Dr. Stephen Grupke
Dr. Kevin Hatton
Dr. Jessica Lee
Dr. Kevin O'Connor
Chuck O'Neal & Monica Robertson
Dr. Danny Rose, Jr.
Dr. Lila Sheikhi
Dr. Kara Swafford

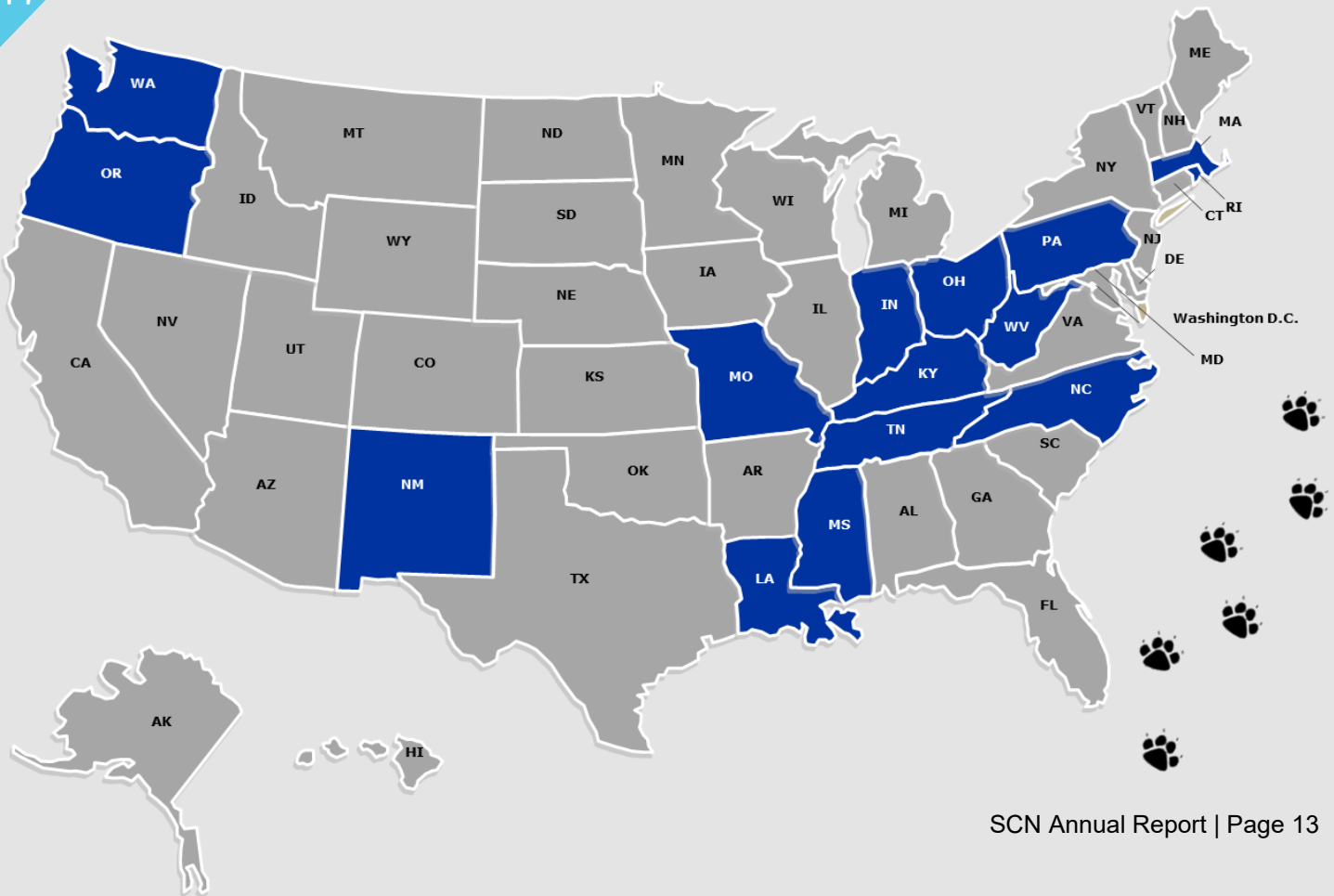

STROKE COMMUNITY OUTREACH, PREVENTION AND EDUCATION (SCOPE)

SCOPE was originally launched by UK HealthCare's stroke program nurses and is currently managed by the SCN.

Affiliates provide these free services for citizens in their communities and beyond.

SCOPE's three components are:

- The Brain Protector Program (pediatric education)
- High School & Adult Education
- Education-Based Stroke Risk Screenings

Over **42,800** Individuals Educated to Date

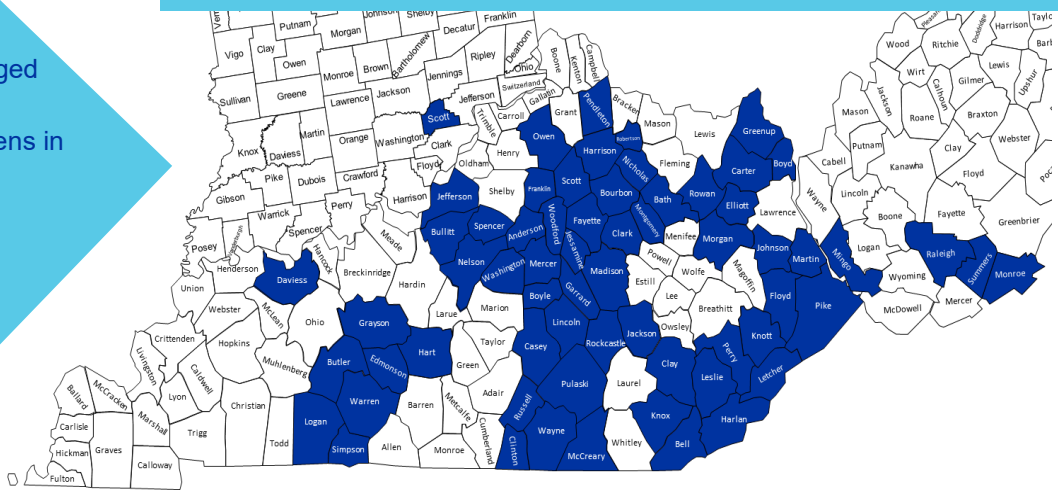

Brain Protector Program

FY21 Total: 188 children
Overall Total: 11,472 children

High School & Adult Education

FY21 Total: 130 individuals
Overall Total: 2,722 individuals

Educational-Based Stroke Risk Screenings

FY21 Total: 415 individuals
Overall Total: 28,690 individuals

STROKE STARS FY21

During FY21, the SCN announced the "Stroke Stars" program!

The intent of this program is to provide an opportunity to recognize the important work that is being done to continuously improve stroke prevention and care in our region.

Join us in recognizing and congratulating our FY21 Stroke Stars!

Jessica Douglas, BSN, RN, CCRN, SCRN, CLNC
Lake Cumberland Regional Hospital

Rachel Jenkins, MSN, RN
ARH Health System

Lynn Hundley, APRN, CNRN, CCNS, ANVP-BC
Norton Healthcare

Dr. Jessica Lee, FAAN, FANA
UK HealthCare

Sonya Rene Hurt, DPT
Hazard ARH Regional Medical Center

Robin Tuttle, RN
Middlesboro ARH Hospital

To view their stories or to nominate a STROKE STAR please visit

scnetwork.ukhc.org/stroke-stars

FY20 ACHIEVEMENT AWARDS

Owensboro Health Regional Hospital

Foundation Award
Most Education Provided

Appalachian Regional Healthcare System

Innovation Award
Leading Edge Approach

Tug Valley ARH Regional Medical Center

Service Award
Most Community Education

The Medical Center - Bowling Green

Karpf Award
Interaction & Collaboration

Ephraim McDowell Regional Medical Center

Rising Star Award
Remarkable Improvement

Georgetown Community Hospital

Top Performer Award
Best CQI Overall

Frankfort Regional Medical Center

Hero Award
Fastest Door to Needle

FY21 NETWORK AFFILIATES

Albert B. Chandler Medical Center/Good Samaritan Hospital
Dr. Jessica Lee
Margie Campbell

Barbourville ARH Hospital
Dr. Randall Walters
Carla Wilcox

Beckley ARH Hospital
Dr. Vasile Popa
Morgan Martin

Harlan ARH Hospital
Dr. Mohammed Rahman
Heather Saylor

Hazard ARH Regional Medical Center
Dr. James Cook
Misty Lewis

Highlands ARH Regional Medical Center
Dr. Denielle Braun
Trevor Stovall

Mary Breckinridge ARH Hospital
Dr. Larry Warren
Elizabeth Jones

McDowell ARH Hospital
Dr. Bradley Moore
Angela Hall

Middlesboro ARH Hospital
Dr. Andrew Buckley
Robin Tuttle

Morgan County ARH Hospital
Dr. Ronald Fleming
Andrea Ogg

Our Lady of the Way ARH Hospital
Dr. Jessica Amburgey
Betsy Kretzer

Summers County ARH Hospital
Dr. Bart Frances
Josh Lewis

Tug Valley ARH Regional Medical Center
Dr. Colette Jonkam
Travis Kinney

Whitesburg ARH Hospital
Dr. Shane McDougal
Deedra Moore

Breckinridge Memorial Hospital
Tiffany Kennedy / Kelly Williams

Clark Memorial Hospital
Dr. Pete Latino
PJ Sandlin

Ephraim McDowell Fort Logan Hospital
Dr. James Turpin Jr.
Tanner Symonds

Ephraim McDowell James B. Haggin
Dr. Jeremiah Phelps
Lindsay Baker

Ephraim McDowell Regional Medical Center
Dr. Daniel Rusu
Lea Anne Edwards

Frankfort Regional Medical Center
Dr. Daniel Lee
Sara Hedges

Georgetown Community Hospital
Dr. Melissa Smith
Irene Pandelli– Moore

Harrison Memorial Hospital
Dr. Shane Gainey
Danielle Colemire

Lake Cumberland Regional Hospital
Dr. Magdy El-Kalliny
Jessica Douglas

Norton Audubon Hospital
Dr. Nadeem Talpur
Jessica Sumner

Norton Brownsboro Hospital
Dr. Nadeem Talpur
Lindsey Siewert

Norton Hospital
Dr. Nadeem Talpur
Jessica Sumner

Norton Women's & Children's Hospital
Dr. Nadeem Talpur
Lindsey Siewert

Ohio County Hospital
Dr. Alex Argotte
Andrea Wise

Owensboro Health Regional Hospital
Dr. Muhammad Fawad Bilal
Tabitha Drane

Rockcastle Regional Hospital
Dr. Michael Hamilton
Sherry Saylor

Scott Memorial Hospital
Dr. John Croasdell
Amanda Huffman

Spring View Hospital
Dr. Atam Abbi
Gayla Edlin / Malinda Huckaby

St. Claire HealthCare
Dr. Stephen Damron
Michele Garvin

The Medical Center at Bowling Green
Dr. Jianhua Zhu
Bill Singletary

Twin Lakes Regional Medical Center

Appalachian Regional Healthcare (ARH) - Corporate
Dr. Maria Braman
Dr. George Khouri
Ellen Wright
Rachel Jenkins

Norton Healthcare - Corporate
Dr. Nadeem Talpur
Lynn Hundley

Stroke Care Network

Central Office

2355 Huguenard Drive, Suite 201A, Lexington, KY 40503

P: 859.323.3092